

Sample Safety Inspection




Inspection Findings





Address/Location

The following are violations of Cal/OSHA regulations, other standards, or are hazardous conditions that may cause injury or illness to employees at XXX. These conditions require corrective action so as to ensure a safe and healthful workplace for employees and employer and in some cases, the public. Please initial and date corrections as they are completed.

The following hazards were identified during the DATE, safety inspection conducted by XXXXX of Du-All Safety.

For explanation of Risk Assessment Codes see the last page.

| Item Number | Hazard Identified | Risk Code | Correction Date | Initials |
|---------------------------------|--|-----------|-----------------|----------|
| 1. Best Practice | <p>Covered Tire Storage Area: Maintain areas in front of racks and shelves free of obstructions. Employees that have to reach over items to retrieve tires from them are subject to a higher risk of back injuries.</p>  | 3 | | |
| 2. 8 CCR 3362 | <p>Basement, Building Maintenance Office: Clean the coffee pot and maintain it in a clean and sanitary condition. Mold was observed in the pot.</p>  | 3 | | |
| 3. 8 CCR 2340.16 CFC 315.2.3 | <p>Basement, Main Electrical Room: Discontinue using this room for storage, maintain required clearance to the electrical panels.</p>  | 4 | | |

| Item Number | Hazard Identified | Risk Code | Correction Date | Initials |
|-----------------|--|-----------|-----------------|----------|
| 4. 8 CCR 2340.1 | <p>Janitors Closet: Replace the electrical cord and plug on the vacuum cleaner. The cord is severely damaged and the ground prong is missing. A City employee contacted the contractor and informed them of the situation at the time of the inspection.</p>  | 2 | | |
| 5. 8 CCR 3272 | <p>Rear Hallway: Repair or replace the carpet edges so they do not curl up. This is a tripping hazard. This is a high traffic area.</p>  | 3 | | |
| 6. 8 CCR 3577 | <p>Sign Shop: Properly adjust the tool rest on the grinder to within 1/8".</p>  | 4 | | |
| 7. 8 CCR 3577 | <p>Air Compressor Shed Behind Vehicle Shop: Install suitable guard on the fan. No guard is in the exposed blades.</p>  | 3 | | |

Keep one copy of these findings and use a copy as a working correction aid.

Correction notes that are required are:

1. Who corrected the hazard.
2. The date of the correction.

Du-All Safety

RISK ASSESSMENT CODE

The Risk Assessment Code may be determined as follows:

Severity classification will be identified as follows:

Class I - Catastrophic (may cause death)

Class II - Critical (may cause severe injury, severe occupational illness, or property damage equal to or greater than \$25,000)

Class III - Marginal (may cause minor occupational injury or illness, or property damage less than \$25,000)

Class IV - Negligible (probably would not affect personnel safety or health, but is a violation of specific criteria.

Probability will be estimated as follows:

Estimate A - Likely to occur immediately

Estimate B - Probably will occur in time

Estimate C - May occur in time

Estimate D - Unlikely to occur

Risk Assessment Code is a numerical expression of risk determined by an evaluation of both the potential severity of a condition and the probability of its occurrence as follows:

PROBABILITY ESTIMATE

SEVERITY CLASS

| | A | B | C | D |
|------------|----------|----------|----------|----------|
| I | 1 | 1 | 2 | 3 |
| II | 1 | 2 | 3 | 4 |
| III | 2 | 3 | 4 | 5 |
| IV | 3 | 4 | 5 | 6 |

Risk Assessment Code

| | | |
|----------------------------------|------------------------------------|---------------------------------------|
| 1. Critical: Immediately | 3. Moderate: Within 30 days | 5. Negligible: As time Permits |
| 2. Serious: Within 5 days | 4. Minor: Within 180 days | |